



Scott Hamilton CARES Foundation

Create or Join a Sk8 Team

How do you create a team?

To create a team, you first need to register as an individual. Go to mysk8.org and click to select your Sk8 to Eliminate Cancer™ location.


Upcoming Events

view all

- 30 Jan**
Detroit, MI Sk8 to Eliminate Cancer 2020
- 9 Feb**
New York City, NY Sk8 to Eliminate Cancer 2020
- 18 Feb**
Lake Placid, NY Sk8 to
- 22 Feb**
Mentor, OH Sk8 to Eliminate

Once you're on your Sk8 to Eliminate Cancer™ location page, click "Register" and follow the steps to register as a fundraiser.

- During registration, you can add additional family members and register everyone all at once!
- You can also make an additional donation to get your fundraising started.



After registering, you will be taken straight to your Participant Dashboard. You can access your Participant Dashboard in the top right corner by selecting Profile, My Campaigns, then your Sk8 to Eliminate Cancer™ location.

On the Dashboard page, you'll see a task list on the right-hand side in desktop or scroll to find it in mobile.

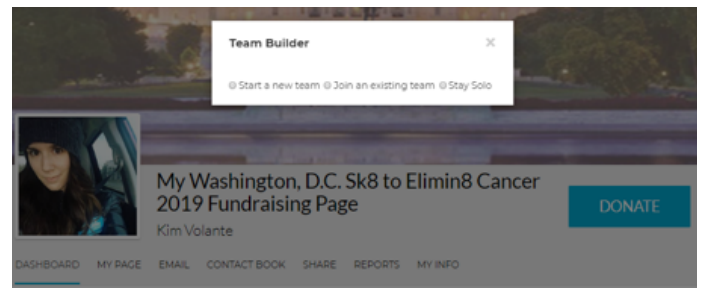
- Click on "Create or Join a Team"
- Select "Start a new team"

\$255 RAISED OF \$1,000 GOAL

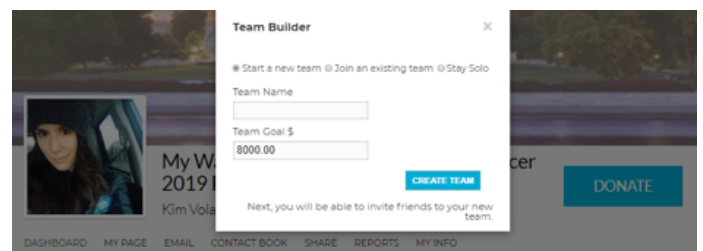
Donations RECENT ALL TIME

Complete these tasks to jump-start your campaign! 67% complete

- Update Goal Amount
- Donate to Own Goal
- Create Custom URL
- Upload Photo
- Personalize My Page
- Send a Fundraising Email
- Post a Message to a Social Network
- Add Offline Donation
- Create or Join a Team



Enter your team name and set a team fundraising goal. If it helps, our average individual fundraiser raises around \$500.



Click "Create Team"

Your team is created! Now invite your family and friends to join you and help us turn cancer upside down™.



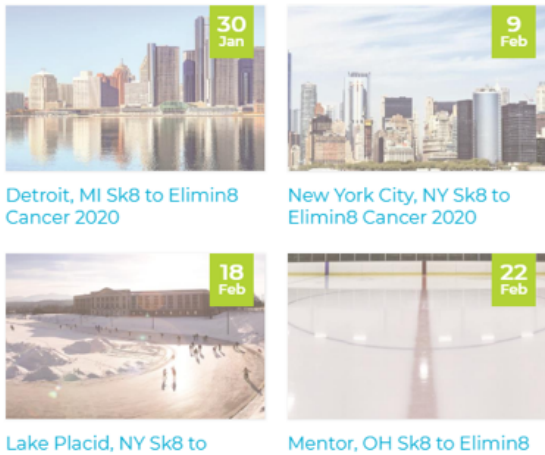
Scott Hamilton CARES Foundation

Create or Join a Sk8 Team

How do you join a team?


To join a team, you first need to register as an individual. Go to mysk8.org and click to select your Sk8 to Eliminate Cancer™ location.

Upcoming Events



Once you're on your Sk8 to Eliminate Cancer™ location page, click "Register" and follow the steps to register as a fundraiser.

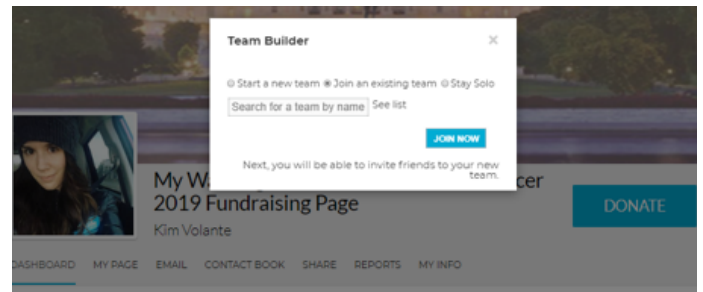
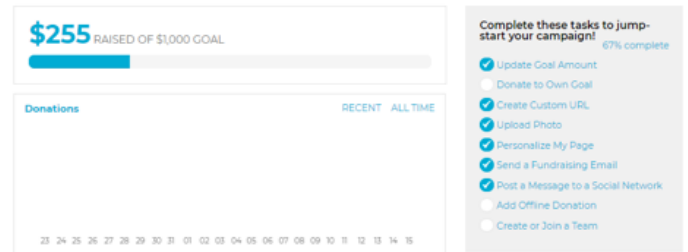
- During registration, you can add additional family members and register everyone all at once!
- You can also make an additional donation to get your fundraising started.



After registering, you will be taken straight to your Participant Dashboard. You can access your Participant Dashboard in the top right corner by selecting Profile, My Campaigns, then your Sk8 to Eliminate Cancer™ location.

On the Dashboard page, you'll see a task list on the right-hand side in desktop or scroll to find it in mobile.

- Click on "Create or Join a Team"
- Select "Join a team"



Enter your team name or click to see a list of all available teams.

Click "Join Team"

You've joined your team! Now invite your family and friends to join you and help us turn cancer upside down™.

How do I change teams?

- Log-in and access your Dashboard by clicking in the top right corner, selecting Profile, My Campaigns, then your Sk8 to Eliminate Cancer™ location.
- On the Dashboard page, you'll see a task list on the right hand side in desktop or scroll to find in mobile.
- Click on "Create or Join a Team"
- The pop up window will ask you if you'd like to change your team. Click "Switch to a different team"

