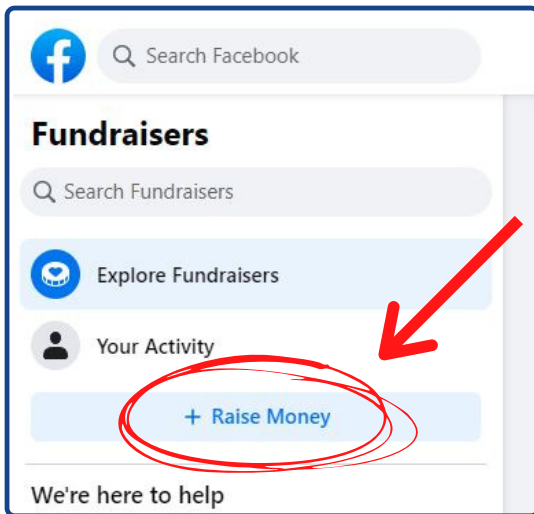
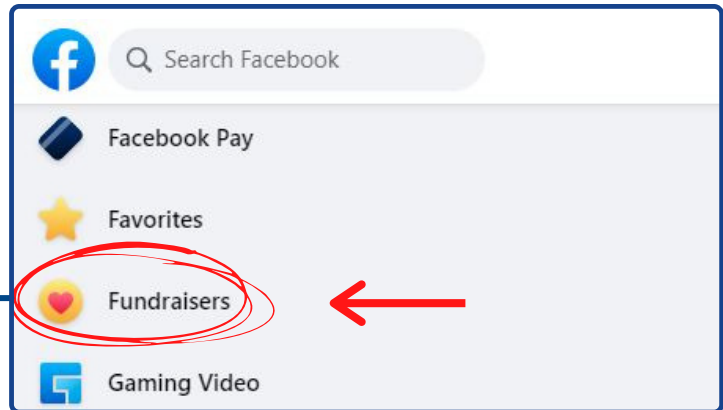




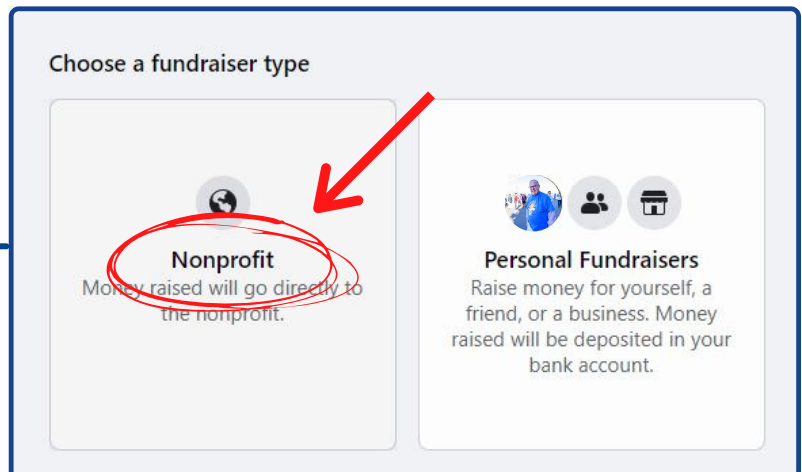
# FACEBOOK FUNDRAISER GUIDE

1. On your computer, login to Facebook.
2. On the left, click Fundraisers.



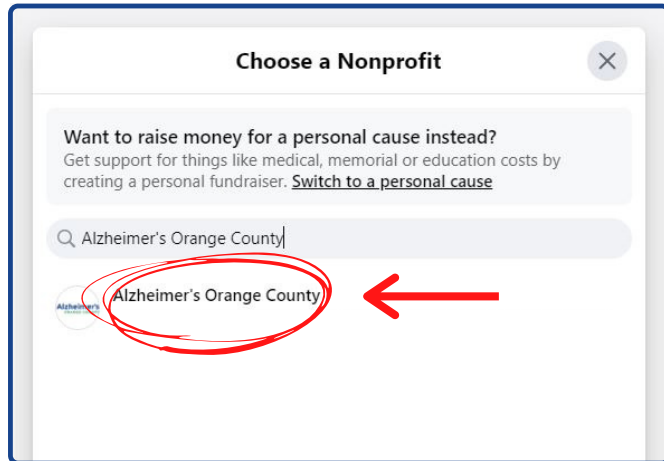
3. On the left, click Raise money

4. Click Nonprofit





# FACEBOOK FUNDRAISER GUIDE

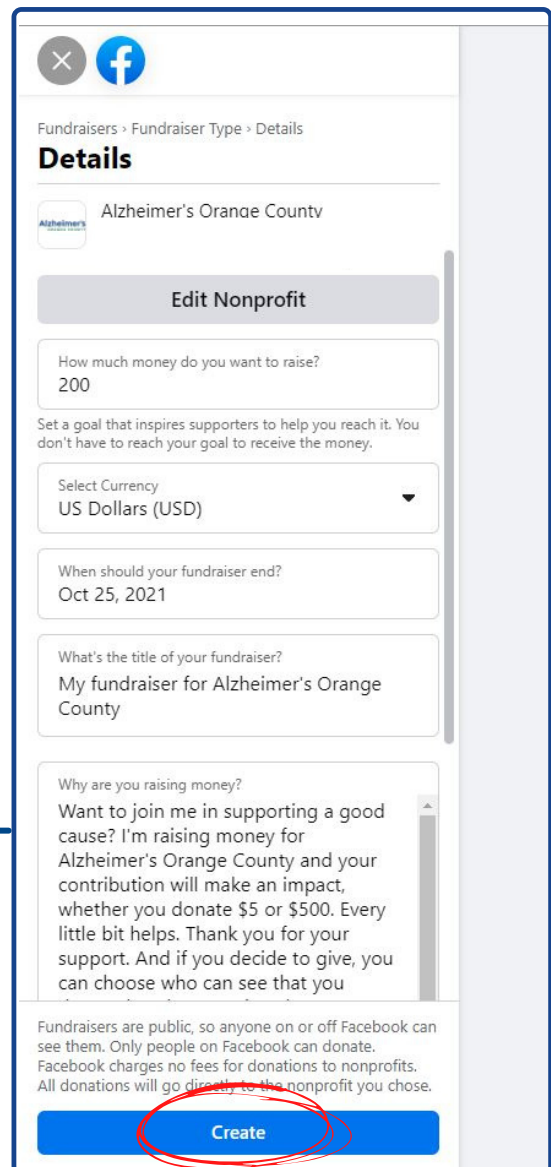


## 5. Type in + select Alzheimer's Orange County

### 6. On the left, enter:

- The goal amount of money you want to raise
- The currency you want the funds to be in

### 7. Click Create





# FACEBOOK FUNDRAISER GUIDE

---

## Things to Know:

1. Donations through Facebook Fundraisers do not automatically transfer to your Walk+Run4ALZ Fundraiser Profile.
2. Alzheimer's Orange County typically receives your donations from Facebook Fundraisers 2-3 months after your fundraiser ends.
3. Donations from Facebook Fundraisers will be added to your Walk+Run4ALZ Fundraiser Profile within 1-2 weeks of AlzOC receiving the funds from Facebook. Please note that AlzOC will not enter any donations from Facebook Fundraiser to Walk+Run4ALZ Fundraiser Profiles until donations have been received in house.

Want us to know you've started a Facebook Fundraiser benefitting your Walk+Run4ALZ fundraising efforts?

Email us and let us know at [walk@alzoc.org](mailto:walk@alzoc.org)