

Virtual Movie Night

Fundraise for AWSF by hosting your own movie night with all of your friends! Watch your favorite movies and shows while chatting along with participants.

Making Movie Night a Fundraiser:

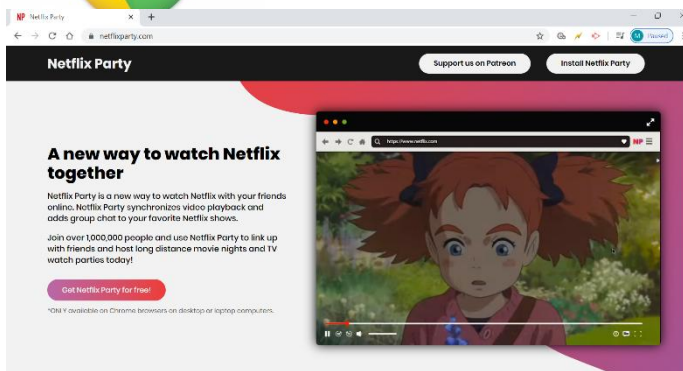
- First, make sure you explain why you're hosting this and what AIDS Walk San Francisco is when sending out the link! People are more apt to donate when they know what they're supporting.
- Sell "tickets" to your event: send out an email or message to anyone you intend to invite and ask for a donation in exchange for the link to the viewing party. You can either decide on a fixed ticket price or a suggested minimum donation.
- Ask for donations during the movie! All viewing party platforms have a chat function. You can host your own mini fundraising challenge and give a shout out or prize to whoever donates the most money during the stream. Encourage people by sharing what their money supports.

We recommend using free services such as NetflixParty or Watch2Gether to view all your favorite movies and shows with your friends in real time. You can watch and chat together throughout the showing and share your favorite moments!

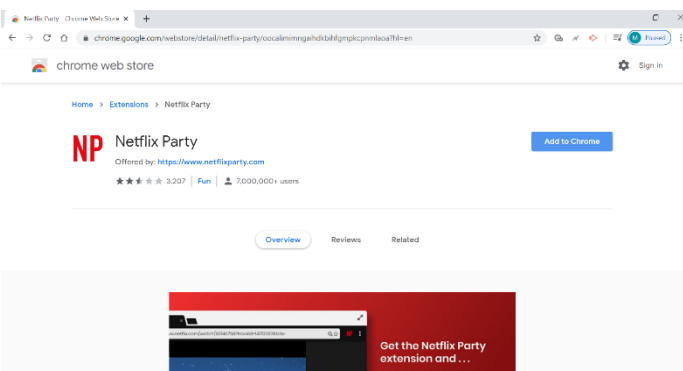
Here's how to get NetflixParty on your computer:



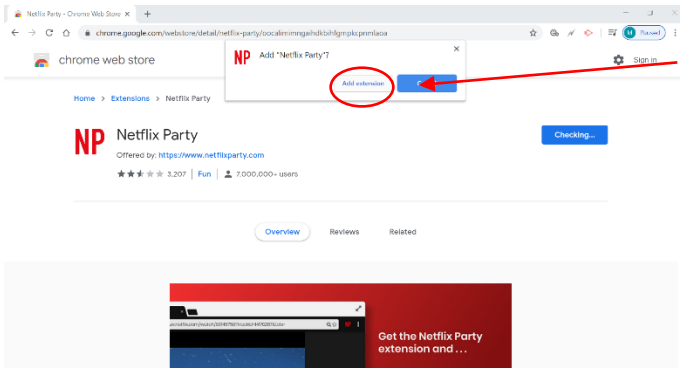
Step 1: Open Google Chrome (this program is only available on Google Chrome at the moment)



Step 2: Type in <https://www.netflixparty.com/> into the url



Step 3: Click "Get Netflix Party for Free" which will then take you to the Chrome Web Store



Step 4: Click “Add to Chrome” and then “Add Extension” when prompted. After this, you will see a small “NP” icon to the right of the URL.


You now have NetflixParty on your computer! All that’s left to do is go to Netflix, choose your favorite movie or show, click the “NP” icon and share the URL given with all your friends!

Don’t know what to watch? Here’s a list of some LGBTQ+ movies we recommend!

- Paris is Burning
- To Wong Fu
- Chasing Amy
- Moonlight
- Alex Strangelove
- The Queen
- Philadelphia
- Pride

If you don’t have GoogleChrome or Netflix and would still like to watch videos and movies with your friends, we recommend Watch2Gether, a free online service that will create a “room” for you and all your guests. Here’s how to do that:

Step 1: Find a video or movie you’d like to share from YouTube, Dailymotion, Vimeo and a variety of other sites.



Step 2: Type in <https://www.watch2gether.com/> into the URL

Step 3: Click “Create a Room”

Congratulations! You have now started your own page to watch your favorite videos and movies together! All you’ll have to do is invite your friends by clicking the small “Add Guest” icon (it looks like the bust of a person with a small + next to it), copy the link provided and send it out. Once everyone is there, simply paste the URL of the video you’d like to watch into the search bar and begin watching!

