

Host an Online Auction

Have you been doing some crafting during quarantine? Host your own online auction! You can invite all your friends from all over and show off some of the cool things you've created and raise money for AIDS Walk NY!

We recommend using a website with a free option such as <https://www.32auctions.com/>. With this website, you'll be able to create your own page with pictures of your items up for sale. Here's how it works:



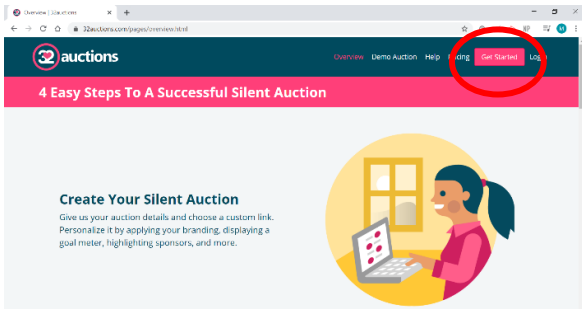
Step 1:

Collect all your items you plan to sell and get them ready to show off! Get creative with this! Are you a fan of quilting, woodworking, beading or other creative hobbies? Maybe you want to sell Mother's Day gifts or homemade cards? Try selling some of your art! Do you have a friend who enjoys crafting? See if they'll consider donating them to your auction!



Step 2:

Take pictures of all your items for your auction page. Make sure the photos are in good lighting and with the best quality camera you have, you want to make your goods look as appealing as possible! Once the photos have been taken, upload them to your computer so that they're handy when you make your auction page.

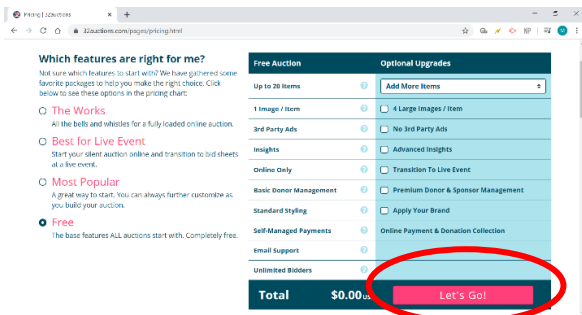


Step 3:

Type <https://www.32auctions.com/> into the URL then click "Get Started" on the home page

Step 5:

This will bring you to their pricing site. We recommend using the free option, unless you feel obliged to upgrade. Once you've decided, click "Let's Go!" in the middle of the screen.

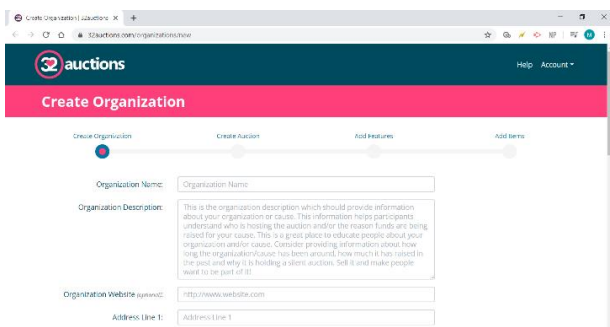


Step 6:

This will bring you to a page to log in. Since you're creating an account, not logging in, you should click where it says "Create an Account".

Step 7:

Put in your name, password and email address. After clicking "Sign Up", an email will be sent to you. Click the link in the email and you'll be redirected to the "Create an Organization" page. From here, simply enter the pertinent information and follow the prompt and you'll be all set!



There are many ways to host an auction so get creative! You can send the link to all you team members, all your donors or even just all your friends you know are also stuck inside! This is a great way to raise money and show off all the cool things you've created!

At the end, collect all the funds raised from your auction and add them to your page! You can ask the buyers if they'd like to remain anonymous or be recognized! You can add all "anonymous" donations together into one large donation and put in separate donations for those who'd like their name to show!

Happy fundraising!